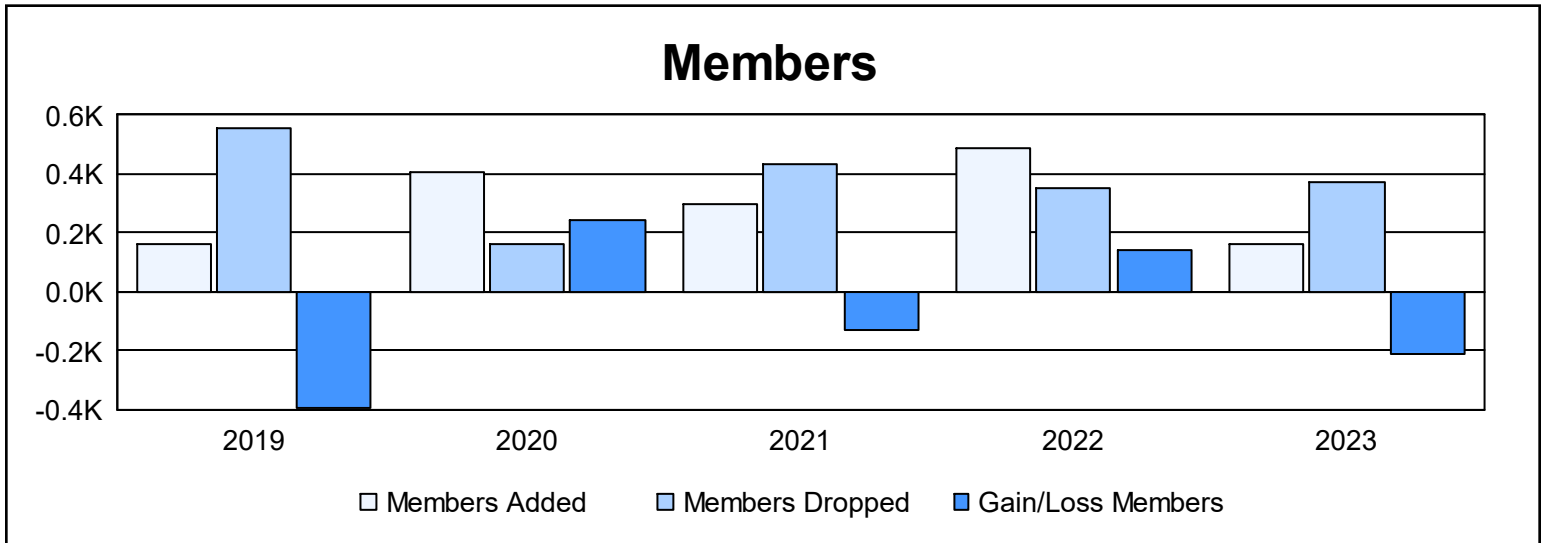
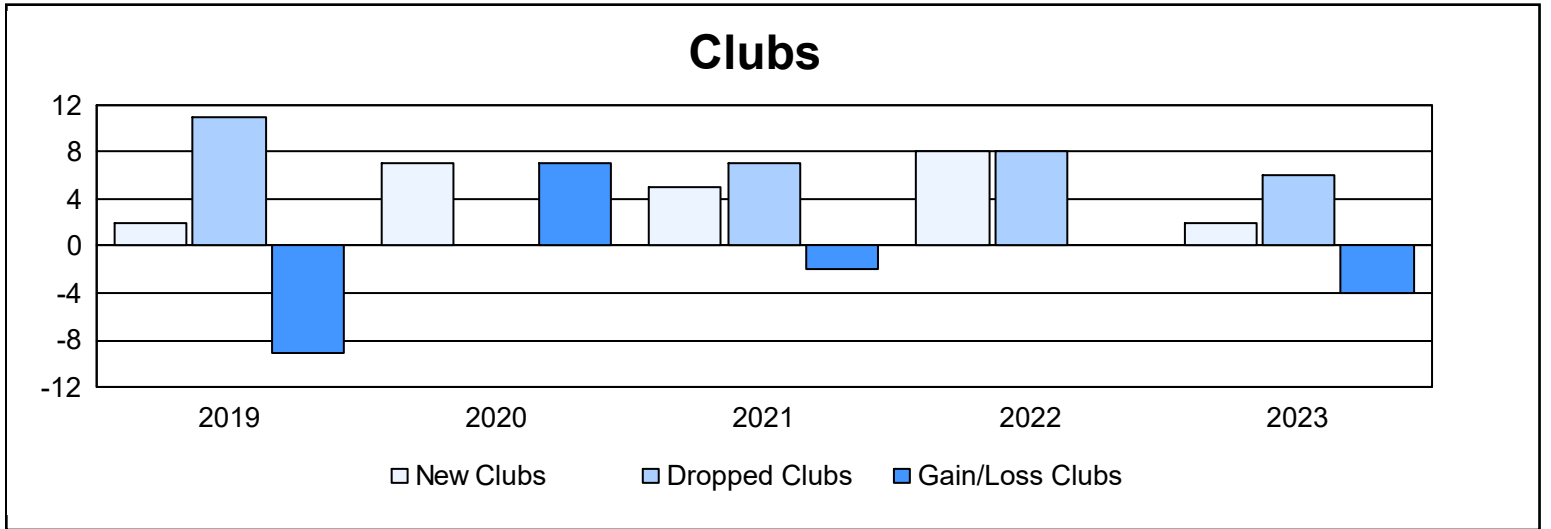
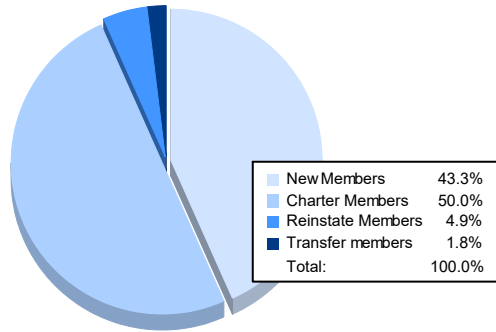


| Year | New Clubs | Dropped Clubs | Gain/ Loss Clubs | New Members | Charter Members | Reinstate Members | Transfer Members | Total Member Added | Total Members Dropped | Gain/ Loss Members |
|----------------|-----------|---------------|------------------|-------------|-----------------|-------------------|------------------|--------------------|-----------------------|--------------------|
| 2018-2019 | 2 | 11 | -9 | 67 | 62 | 34 | 0 | 163 | 556 | -393 |
| 2019-2020 | 7 | 0 | 7 | 180 | 190 | 33 | 2 | 405 | 161 | 244 |
| 2020-2021 | 5 | 7 | -2 | 142 | 106 | 51 | 1 | 300 | 433 | -133 |
| 2021-2022 | 8 | 8 | 0 | 262 | 199 | 27 | 1 | 489 | 349 | 140 |
| 2022-2023 | 2 | 6 | -4 | 71 | 82 | 8 | 3 | 164 | 375 | -211 |
| Average | 5 | 6 | -2 | 144 | 128 | 31 | 1 | 304 | 375 | -71 |



Membership Composition June 2023 Cumulative



Gender Composition June 2023 Cumulative

